








Meeting Room Capacities by Layout

Meeting Room	Banquet Style 	Boardroom Style 	Classroom Style 	Hollow Square Style 	Reception Style 	Theatre Style 	U-shape Style 
Convention Center	375	75	325	150	400	450	125
Nevada *	120	56	80	50	175	120	50
Sierra *	120	56	80	50	175	120	50
Tahoe *	120	56	80	50	175	120	50
Washoe *	140	56	80	50	175	144	50
Mt. Rose	40	24	24	24	45	40	24
Skyline	175	60	150	60	225	300	50

Meeting Room Dimensions (Feet / Meters)

Meeting Room	Room Dimensions L x W	Area Sq Ft	Ceiling Height	Door Dimensions H x W	Floor Level	Natural Lighting
Convention Center	58.0 X 90.0	5220.0	0.0	6.6 X 6.0	GRND	N
Mt. Rose	24.0 X 26.0	624.0	0.0	6.6 X 3.0	2ND	Y
Skyline	45.0 X 62.0	2790.0	0.0	6.6 X 6.0	TOP	Y

* partitioned room